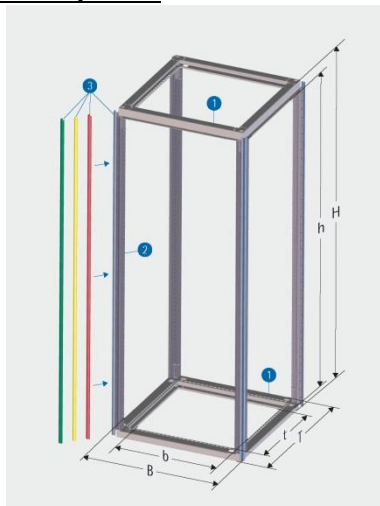


rack/cabinet configurator TiRAX (type 318)

frame / base



height in mm/U	width in mm	depth in mm
<input type="checkbox"/> 1200 / 24 U	<input type="checkbox"/> 600	<input type="checkbox"/> 600
<input type="checkbox"/> 1600 / 33 U	<input type="checkbox"/> 800	<input type="checkbox"/> 800
<input type="checkbox"/> 1800 / 37 U	<input type="checkbox"/> _____	<input type="checkbox"/> 1000
<input type="checkbox"/> 2000 / 42 U	<input type="checkbox"/> _____	<input type="checkbox"/> 1200
<input type="checkbox"/> 2200 / 46 U	<input type="checkbox"/> _____	<input type="checkbox"/> _____

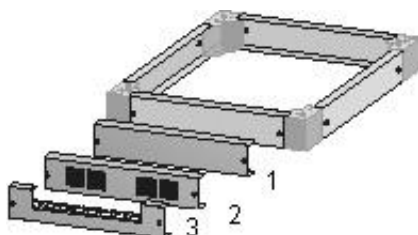
Base frame RAL	corner profile (3) RAL
<input type="checkbox"/> 7035	<input type="checkbox"/> 5014 (light blue)
<input type="checkbox"/> 9005	<input type="checkbox"/> 7037 (grey)
<input type="checkbox"/> _____	<input type="checkbox"/> 1032 (yellow)
	<input type="checkbox"/> 3002 (red)
	<input type="checkbox"/> _____

Plinth

☐ no plinth

Adjustable foot set: ☐ Mounting on the frame

☐ Mounting on the base



☐ anti-tilt plinth ☐ castor set for anti-tilt plinth

☐ plinth corner
set + plinth
panels:

	width	quantity
<input type="checkbox"/> closed		
<input type="checkbox"/> ventilated		
<input type="checkbox"/> with cable entry		

☐ castor set


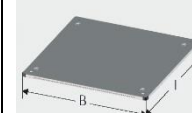



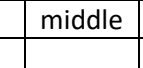
☐ air filter set for plinth

grade of rack/cabinet protection

☐ IP 20

☐ IP54

roof options:

					
<input type="checkbox"/> with breakouts	<input type="checkbox"/> closed	cover plates	front	middle	rear
front	middle	back			
		<input type="checkbox"/> closed			
		<input type="checkbox"/> for fans			
		<input type="checkbox"/> perforated			
		<input type="checkbox"/> for cable entry			

L = Fan module (1-/2-/3-fold/speed-controlled)

T = Mains cable temperature controller

B = Brush set for cable entry

☐ Spacer bolts for raising the roof

☐ Filter set for fan/ perforated cover plate

☐ Crane eye set

Ein Unternehmen der



bottom

☐ Filter set for fan/ perforated cover plate

open	cover plates	front	middle	rear
	<input type="checkbox"/> closed			
	<input type="checkbox"/> for fans			
	<input type="checkbox"/> perforated			
	<input type="checkbox"/> for cable entry			

L = Fan module (1-/2-/3-fold/speed-controlled)

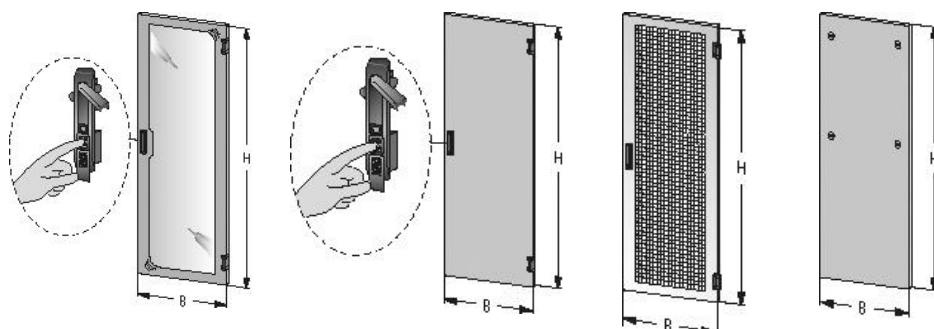
T = Mains cable temperature controller

B = Brush set for cable entry

19" levels

☐ one ☐ two

Doors / side panels



optionally with:

- ☐ profile half cylinder
- ☐ cylinder sash lock
- ☐ Adapter for own locking system

	viewing door	closed door	perforated door	plug-in door side panel
normal				
split				

Please enter front, rear, right and left.

Quantity of racks/cabinets _____

Accessories

- | | |
|-----------------------------------------------------------------|---------------------------------------------------|
| <input type="checkbox"/> shelf type _____ | <input type="checkbox"/> slide rail type _____ |
| <input type="checkbox"/> multifunction-/reducing traverse _____ | <input type="checkbox"/> cable bracket set _____ |
| <input type="checkbox"/> 19" cable management panel _____ | <input type="checkbox"/> 19" screw set _____ |
| <input type="checkbox"/> Socket strips / PDU _____ | <input type="checkbox"/> cable support rail _____ |
| <input type="checkbox"/> cabinet monitoring system _____ | |
| <input type="checkbox"/> Fire extinguishing system _____ | |
| <input type="checkbox"/> Cooling unit power _____ | |

Other notes / remarks: